



Trio⁺

Technical
Specification



StiltzTM
The home lift company

Trio+ Concept

Flexible

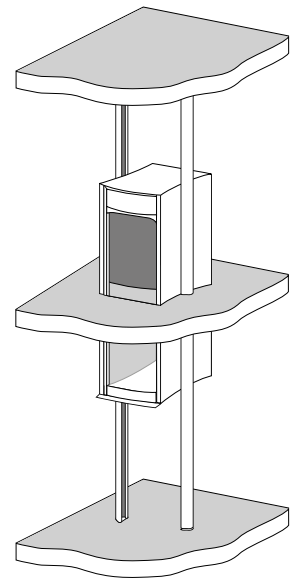
Due to the vertical, self supporting stilts, when positioning a Stiltz Home Lift you don't need to worry about window or radiators being in the way. It can tuck into the corner of a room, the stairwell void, on a landing or even in a cupboard!

Space Saving

No visible hoists and no noisy motors. Stiltz Home Lifts' unique technology means the lift runs using discreet wire rope hoists and built-in drive equipment which is all neatly concealed within the lift car roof space. Meaning more space in your home for you, your furniture and your décor.

Simple

Stiltz Home Lifts plug directly into your domestic power sockets. In the event of a power cut, a battery back up will gently return you to the ground until power is restored. To get you from floor to floor, the lift is operated using the intuitive in-car control panel or through remote controls from outside the lift.



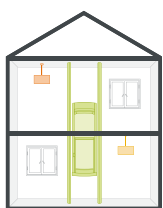
Safety Features



To guarantee safe and comfortable usage at all times, each Stiltz Home Lift is equipped with the following safety features as standard:

1. The half-height door is equipped with a subtle LED light curtain which detects obstacles and gently brings the lift to a stop if the light is crossed. This feature is available as an optional extra with the full height door.
2. The lift will only move from stationary when the lift car door is fully closed.
3. The lift has a built-in braking mechanism for safety and comfort.
4. Sensors positioned to the top and bottom of the lift will automatically stop the lift car immediately an obstruction is detected.
5. In the event of power failure, the lift car can be returned to the lower floor thanks to a battery back up located within the drive unit.
6. A built-in load sensor ensures that the maximum weight limit is not exceeded.
7. The lift car door is secured by a strong locking mechanism which is also very easy to open and close.

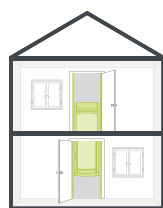
Installation Options



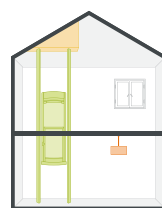
Standard



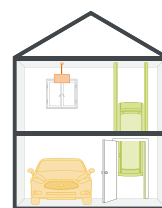
Stairwell void/landing



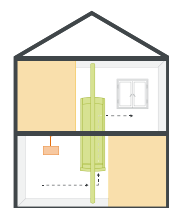
Cupboard



Sloping or vaulted ceilings












Garage



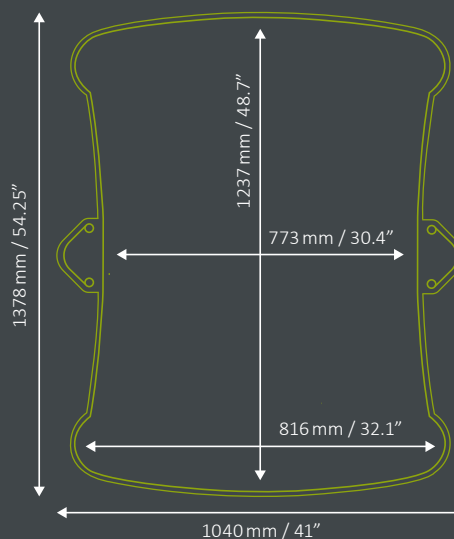
Thru-Car

Trio+ Benefits

- 
Quiet
 Powered by a quiet electric self-contained motor – no noisy hydraulics.
- 
Fast Installation
 Lifts are made up of modular sections – a standard installation takes just one day.
- 
Power Consumption
 Plugs into normal 13 amp power socket – like any other household appliance.
- 
Unique Guide System
 Self-supporting structure – two parallel and vertical guides bear load of the lift.
- 
Self Contained Drive System
 Housed at the top of the lift, out of sight – no need for external power packs.
- 
Fire Seal
 Lift has undergone extensive fire seal testing and has been accredited to BS EN 81-41 accredited
- 
Automatic Door
 The option of an automatic door is available to allow for ease of entering and exiting the lift car
- 
Wide Entry
 A car body especially designed for wheelchair users with wider entry and exit points
- 
Level Access
 Gently-angled ramp for easier wheelchair access

Technical Specification

LIFT TYPE	Domestic Personal Home Lift that complies with the Machinery Directive 2006 / 42 / EC.
HEIGHT LIMIT	Single floor. With a maximum of 4000mm of travel.
ELECTRICITY	230V socket – Plugs into a normal 13 amp power socket.
LOAD CAPACITY	Max. 220kg / 2-3 people
DRIVE	Self-contained wire rope hoist system located in lift car roof space.
DIMENSIONS	1940mm Internal lift car height 2351mm – External lift car height 773mm x 1237mm - Lift car footprint 1040mm x 1378mm - Overall footprint 816mm - Lift entrance width
CONTROL	Lift is controlled via the control panel and two remote controls. Additional remote controls are available.
LIFT CAR DOOR	1100mm hinged half-height door or full-height door options available. Full height LED light curtain will protect entire door height.
ILLUMINATION	Contemporary ambient lighting with high-quality LED strips.
LIFT HEIGHT	A minimum upper floor ceiling height of 2370mm is required.
SPEED	Up to 100mm / sec*
ENTRANCE CONFIGURATION	Single door or Thru-car. Level access with integral ramp available on all door options.



NS Mobility Services

Phone: (+34) 635 726 764

Email: info@nsmobilityservices.com

www.nsmobilityservices.com



*Nicholson Self
Mobility Services*

Your approved Stiltz Trade Partner

Committed to providing stylish
and accessible living for all

StiltzTM
The **home lift** company